

70 Uzbekistan

ODIN SCORE

30th GLOBAL RANK
OUT OF 195

59 COVERAGE SCORE
OUT OF 100

80 OPENNESS SCORE
OUT OF 100

Summary of Results

The Open Data Inventory (ODIN) measures how complete a country's statistical offerings are and whether their data meet international standards of openness. **Uzbekistan ranks 30th in the Open Data Inventory 2022 with an overall score of 70.** The overall score is a combination of a data coverage subscore of 59 and a data openness subscore of 80.

Category Scores

Data Category	Coverage	Openness	Overall
Population & vital statistics	100	80	90
Education facilities	30	90	60
Education outcomes	40	80	60
Health facilities	60	80	70
Health outcomes	30	80	55
Reproductive health	40	80	60
Food security & nutrition	75	80	78
Gender statistics	40	90	65
Crime & justice	70	80	75
Poverty & income	80	90	85
Social Statistics subscore	56	83	70
National accounts	75	80	78
Labor	60	80	70
Price indexes	75	80	78
Government finance	75	90	83
Money & banking	100	80	88
International trade	50	80	69
Balance of payments	100	60	75
Economic Statistics subscore	75	79	77
Agriculture and land use	50	80	65
Resource use	50	80	67
Energy	33	80	63
Pollution	38	70	56
Built environment	60	80	70
Environment subscore	48	78	64
All Categories	59	80	70


Last updated: August 9, 2023

Rankings

	Coverage	Openness	Overall
Global OUT OF 195	46th	25th	30th
Central Asia OUT OF 5	2nd	1st	1st

Understanding the Scores

Each category receives a coverage and openness score. Coverage scores are based on five coverage elements* and openness scores are based on five openness elements. Overall scores are an average of all 10 criteria.

-  **Score 100**
Data in this category fulfill all ODIN coverage/openness criteria.
-  **Scores 81-99**
Data in this category fulfill most ODIN coverage/openness criteria.
-  **Scores 61-80**
Data in this category fulfill several ODIN coverage/openness criteria, but many important gaps remain.
-  **Scores 41-60**
Data in this category fulfill some ODIN coverage/openness criteria, but many important gaps remain.
-  **Scores 21-40**
Data in this category fulfill some ODIN coverage/openness criteria, but many important gaps remain.
-  **Scores 1-20**
Data in this category fulfill few ODIN coverage/openness criteria and there are significant gaps.
-  **Score 0**
Not enough data were published to meet the minimum threshold to receive a score.

*Some categories are only scored on 3 or 4 coverage criteria. View the coverage tab for more information.

Country Review

Each country's national statistical office is invited to participate in the ODIN Country Review process where they are invited to review the list of datasets found in the

assessment and suggest new datasets (that are published online by the end of the deadline for all countries).

In this assessment feedback was submitted by the national statistical office in Uzbekistan and considered in the final score.

Want to submit feedback or sign up for the next ODIN review?

[Contact us](#)

Coverage

The Open Data Inventory (ODIN) assesses coverage based on five coverage elements described below. Each category receives a coverage score based on the amount of data available in that category. Average scores across all categories are shown in the chart below.

In general, coverage scores are based on the availability of indicator availabilities published, how many observations are available over the last 10 years, and if national and subnational data exist.

Indicators Not Published

Indicators are considered not published when no qualifying and disaggregated data are found. Not all indicators are required for full credit in every category.

14%

Number of Categories That Score 0

Categories that score 0 do not publish the minimum amount of data to receive a score. For most categories, the minimum amount of data is one indicator. There are 22 categories.

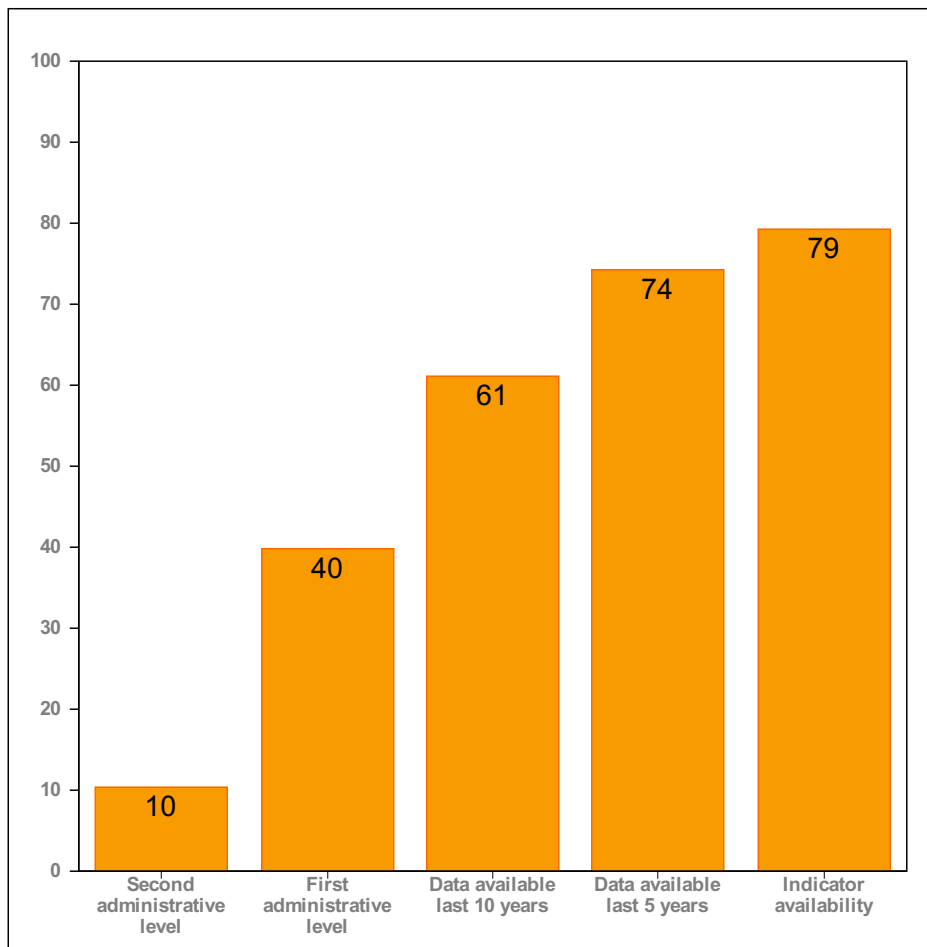
0

ODIN-Gender Data Index (OGDI) Score

OGDI is a sub-index of ODIN, which measures the availability and openness of 35 indicators that should be sex-disaggregated or apply only to women and girls. Click the score to learn more.

68

Coverage Element Scores, 2022



Understanding the Scores

Coverage scores are based on five coverage elements.* Overall coverage scores are an average of all criteria.

Score 100

Data in this category fulfill all ODIN coverage/openness criteria.

Scores 81-99

Data in this category fulfill most ODIN coverage/openness criteria.

Scores 61-80

Data in this category fulfill many ODIN coverage/openness criteria, but some important gaps remain.

Scores 41-60

Data in this category fulfill some ODIN coverage/openness criteria, but many important gaps remain.

Scores 21-40

Data in this category fulfill some ODIN coverage/openness criteria, but many important gaps remain.

Scores 1-20

Data in this category fulfill few ODIN coverage/openness criteria and there are significant gaps.

Score 0

Not enough data were published to meet the minimum threshold to receive a score.

*Some categories are only scored on 3 or 4 coverage criteria. View the coverage tab for more information.

Openness

The Open Data Inventory (ODIN) assesses openness based on five coverage elements described below. Each category receives a coverage score based on the amount of data available in that category. Average scores across all categories are shown in the chart below.

In general, openness scores are based on the format and licensing of the datasets, the comprehensiveness of metadata, and what download options exist.

Data License/Terms of Use

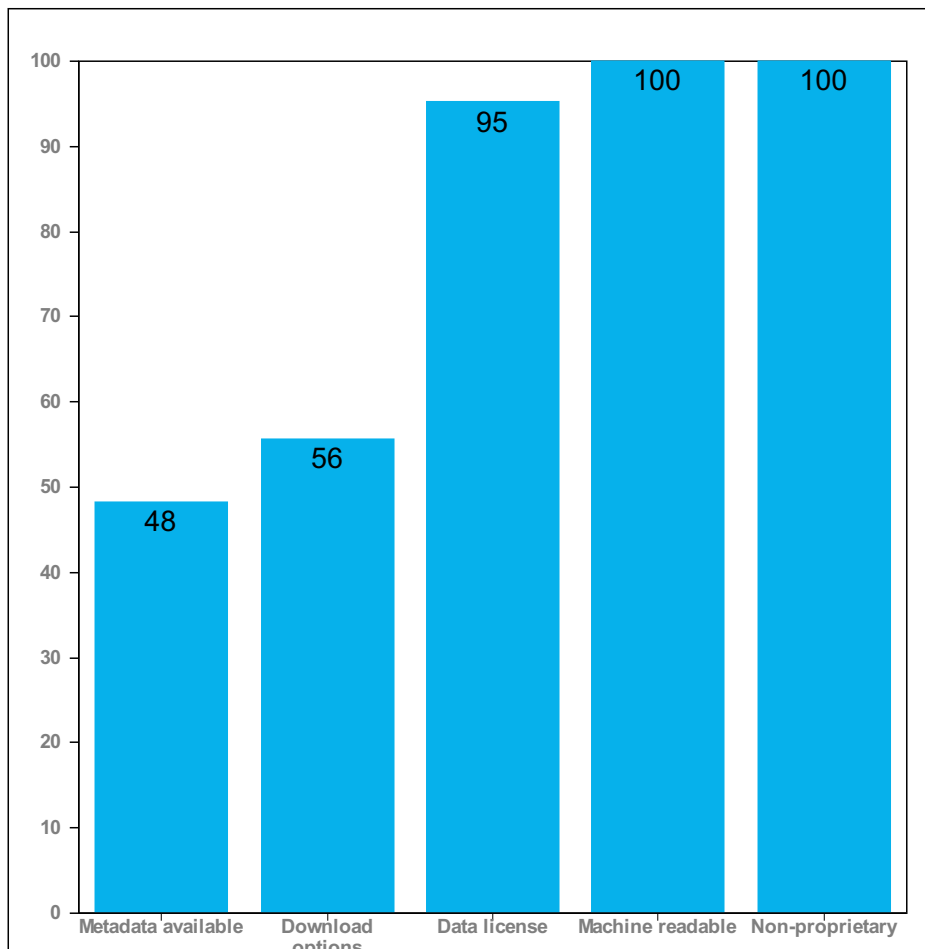
The licensing or terms of use that govern the use and reuse of data assessed in ODIN are classified as Open, Some Restrictions, Not Open or Not Available (if no license is found). Below is licensing information for data from the national statistics office on their website and data portal used most in their assessment, if applicable.

NSO Website

[State Committee of the Republic of Uzbekistan on Statistics](#)

Open

Openness Element Scores, 2022



Understanding the Scores

Openness scores are based on **five openness elements**. Overall openness scores are an average of all criteria.

Score 100

Data in this category fulfill all ODIN coverage/openness criteria.

Scores 81-99

Data in this category fulfill most ODIN coverage/openness criteria.

Scores 61-80

Data in this category fulfill many ODIN coverage/openness criteria, but some important gaps remain.

Scores 41-60

Data in this category fulfill some ODIN coverage/openness criteria, but many important gaps remain.

Scores 21-40

Data in this category fulfill some ODIN coverage/openness criteria, but many important gaps remain.

Scores 1-20

Data in this category fulfill few ODIN coverage/openness criteria and there are significant gaps.

Score 0

Not enough data were published to meet the minimum threshold to receive a score.

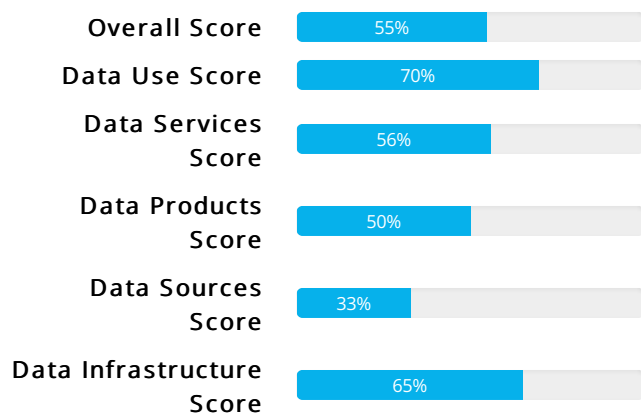
*Some categories are only scored on 3 or 4 coverage criteria. View the coverage tab for more information.

Country Context

To understand a country's commitment to open data, it is important to look at ODIN scores in context. The information below includes assessments of the country's statistical capacity, links to relevant laws, and comparative measures of the country's performance on other measures of data coverage, openness, and government transparency.

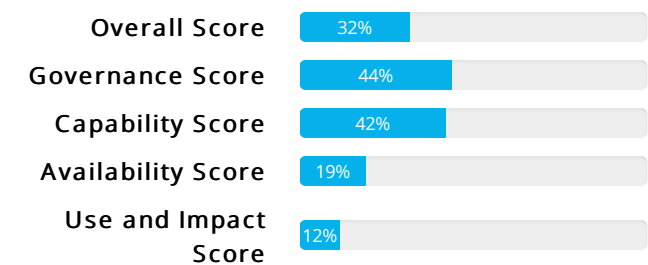
Statistical Performance Indicators

The World Bank's Statistical Performance Indicators measure the capacity and maturity of national statistical systems by assessing the use of data, the quality of services, the coverage of topics, the sources of information, and the infrastructure and availability of resources. The goal is to improve development outcomes and track progress toward the Sustainable Development Goals.



Global Data Barometer

The Global Data Barometer is a project of the Data for Development Network that aims to measure the state of data in relation to urgent societal issues. It seeks to appraise data availability, governance, capability and use around the world to help shape data infrastructures that limit risks and harms in climate action, company information, health and COVID-19, land, political integrity, public finance and public procurement.



Legal Framework

To be sustainable, open data initiatives must be supported by a strong legal framework. Below are some of the more common national laws that should work in coordination with open data policies and data licenses.

Statistical Law Law on Official Statistics ([link](#))

Right to Information Law LAW ON PRINCIPLES OF AND GUARANTEES FOR FREEDOM OF INFORMATION ([link](#))

Copyright Law Law of the Republic of Uzbekistan No. 1060-XII of May 6, 1994, on the Legal Protection of Computer Programs and Databases (as amended by Law of the Republic of Uzbekistan No. 312 of December 26, 2011) ([link](#))

Data Commitments

National Data Strategy

National data strategies or National Strategies for the Development of Statistics (NSDS) provide a country with a strategy for developing statistical capacity across the entire national statistical system (NSS). It presents the statistics office's priorities for the next 5-10 years.

Read the [National Strategy for the development of Statistics 2020-25](#) for Uzbekistan.

IMF Standards for Data Dissemination

Data dissemination standards enhance the availability of timely and comprehensive statistics, which contributes to sound macroeconomic policies and the efficient functioning of financial markets.

Uzbekistan is an [e-GDDS Subscriber](#).

Open Data Charter (ODC)

The ODC is a collaboration between over 100 governments and organisations working to open up data based on a shared set of seven principles.

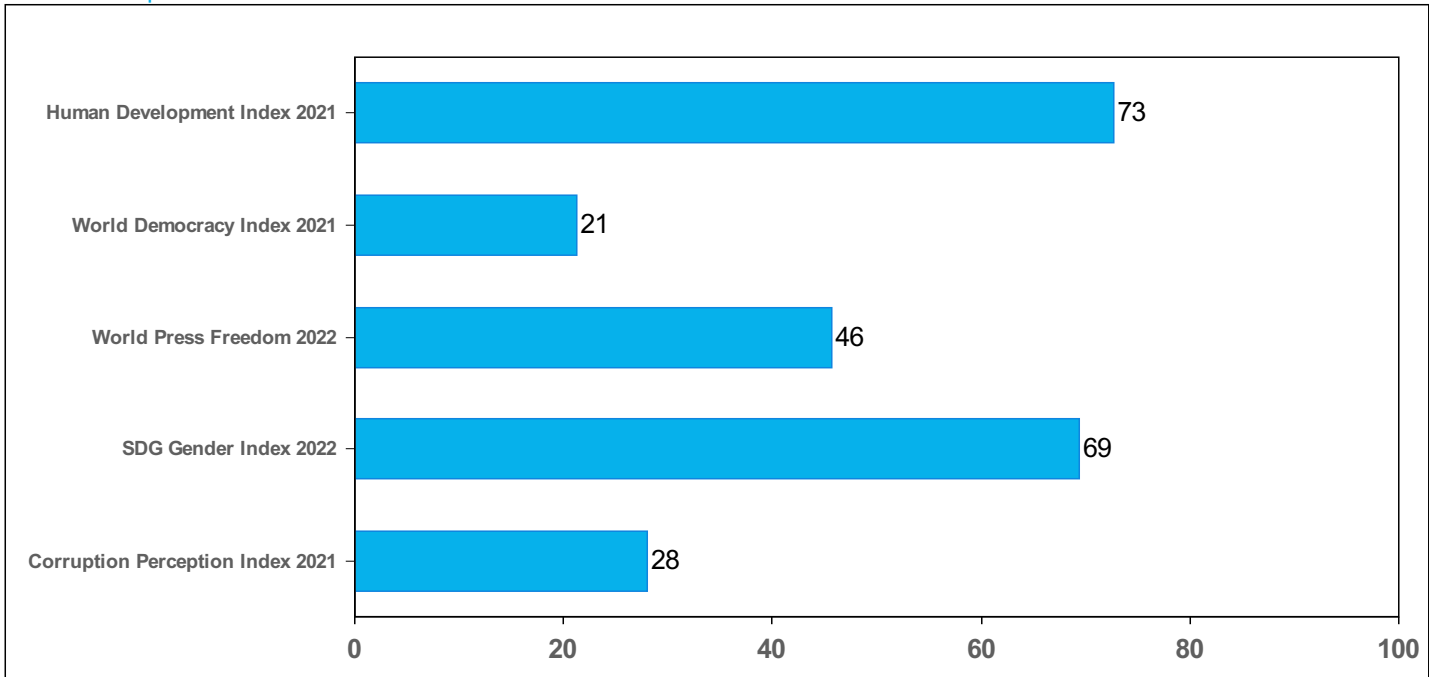
Uzbekistan [has adopted the charter](#).

Open Government Partnership (OGP)

OGP is a multilateral initiative that aims to secure concrete commitments from national and subnational governments to promote open government, empower citizens, fight corruption, and harness new technologies to strengthen governance.

Uzbekistan is not a participant.

Index Comparison



All scores have been converted to a 100 point scale.